

BRITISH HORSE DRIVING TRIALS ASSOCIATION



Novice Dressage Test 100 (2013)

Arena size: 100 x 40 metres

Novice Dressage Test 80 (2013)

Arena size 80 x 40 metres

The dressage test sheet is identical for both Test 100 and Test 80.
The movement diagrams vary slightly, because of the different proportions of the arenas.

This document contains:

Dressage test sheet (applicable for Test 100 and Test 80)

Test 80 movement diagram from C (2 pages)

Test 100 movement diagram form C (2 pages)

Test 80 movement diagram from A (2 pages)

Test 100 movement diagram from A (2 pages)

**PLEASE CONSIDER THE ENVIRONMENT
ONLY PRINT THE PAGES YOU ACTUALLY NEED**

This Dressage Test is Copyright © BHDTA

This test and its associated diagrams is for personal use by BHDTA members.
It may not be copied, reproduced or sold in any form without permission from the
British Horse Driving Trials Association Ltd.

Please contact bhdt@horsedrivingtrials.co.uk or telephone +44 (0)845 643 2116

The scale of Marks is as follows:			
10 Excellent	4 Insufficient		
9 Very good	3 Fairly bad		
8 Good	2 Bad		
7 Fairly good	1 Very bad		
6 Satisfactory	0 Not performed		
5 Sufficient			

BHDTA DRESSAGE TEST NOVICE 80/100 (2013)

Arena size: 80x40m and 100x40m

Scheduling interval: 10 minutes

Penalties:	
Errors of Course, Disobedience and Dismounting of Grooms are penalised as follows:	
1st incident -	5 penalty points
2nd incident -	10 penalty points
3rd incident -	Elimination

COMPETITOR NUMBER

MOVEMENT		TO BE JUDGED	MARK	REMARKS
1	A X G	Enter at Working Trot Halt Salute Proceed at Working Trot		
2	GCMR RXV VK	Working Trot Progressive transition to Extended Trot Working Trot		
3	KADX X	Working Trot Circle left 20m diameter		
4	X XIG	Working Trot. Circle right 20m diameter Working Trot		
5	GCHS SXP PF	Working Trot Progressive transition to Extended Trot Working Trot		
6	FAK	Walk		
7	KV VES S	Working Trot Working Trot. Reins in one hand Reins at will		
8	SHC C CMR	Working Trot 20m circle right in Collected Trot Working Trot		
9	RXV	Walk		
10	VKA A AF	Working Trot 20m circle left in Collected Trot Working Trot		
11	FP PBR R	Working Trot Working Trot. Reins in one hand. Reins at will.		
12	RMC HSEX	Working Trot		
13	X	Halt 8 seconds, followed by Rein Back 4 steps		
14	XBP FAD	Working Trot		
15	DXG G	Progressive transition to Extended Trot Progressive transition to Halt. Salute. Leave arena at working trot		
16		Paces		
17		Impulsion		
18		Obedience, lightness		
19		Driver		
20		Presentation		

Maximum Points: 200

Coefficient = 0.8

TOTAL

Errors of Course, Disobedience and Dismounting of Grooms
To be marked on the President of the Jury's sheet only

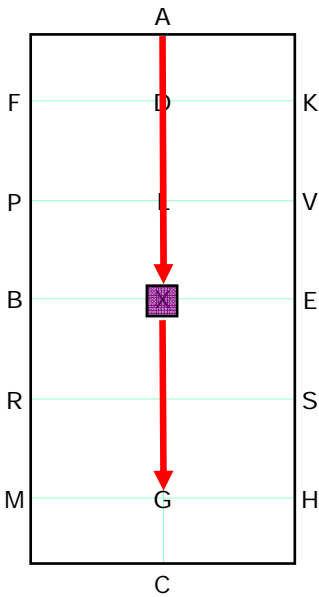
Signature of Judge at

TOTAL

Signature of President of Jury

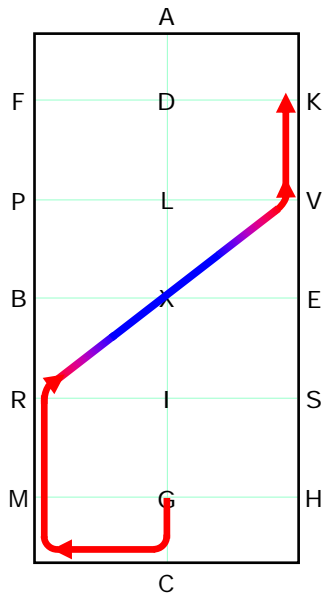


1



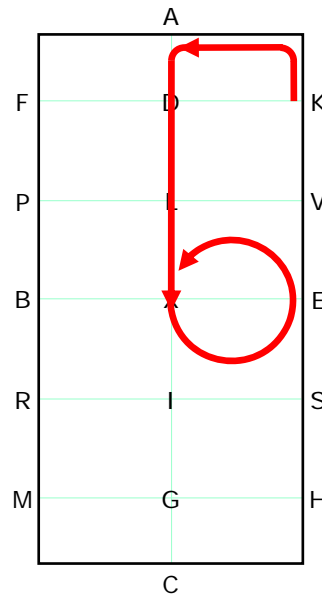
A Enter at working trot
X Halt. Salute.
XG Proceed at working trot

2



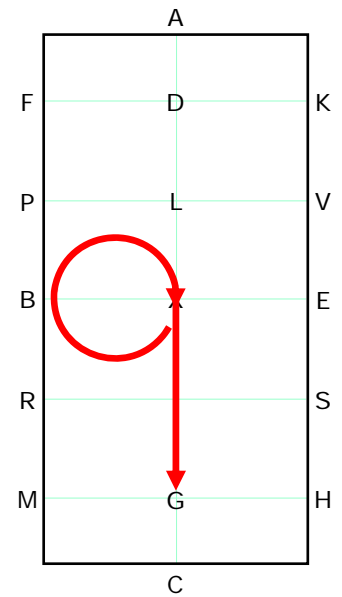
GCMR Working trot
RXV Progressive transition to extended trot
VK Working trot

3



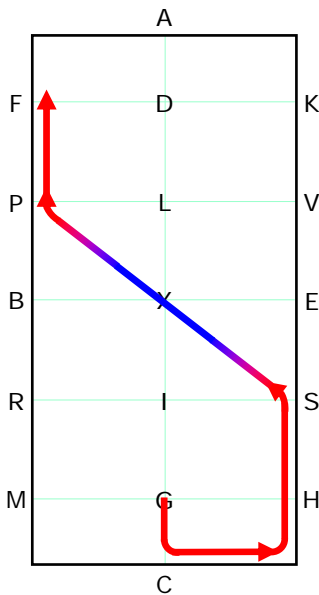
KADX Working trot
X Circle left 20m diameter

4



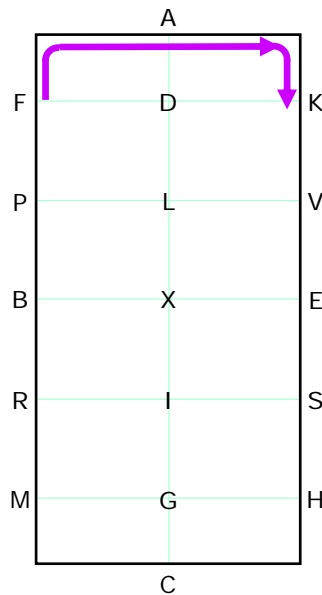
X Working trot
Circle right 20m diameter
XIG Working trot

5



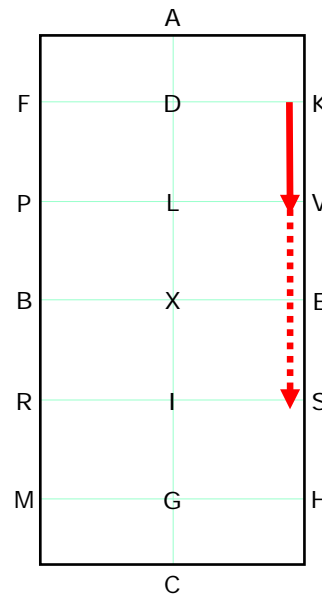
GCHS Working trot
SXP Progressive transition to extended trot
PF Working trot

6



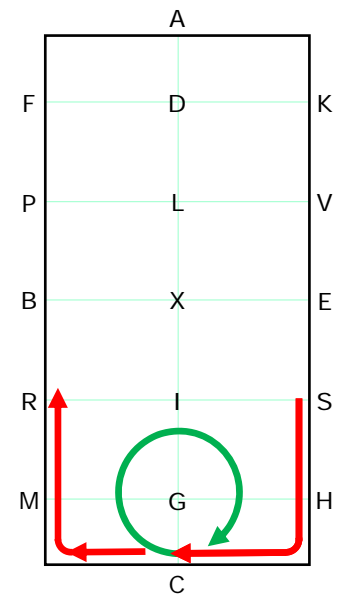
FAK Walk

7



KV Working trot
VES Reins in one hand
S Reins at will

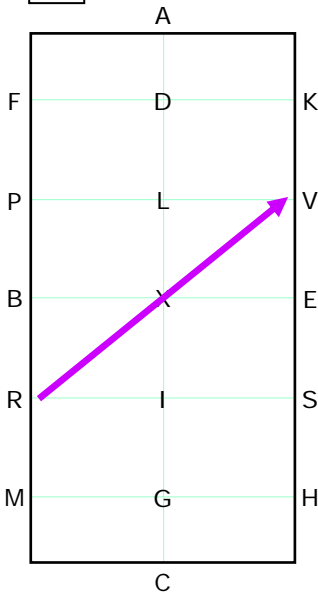
8



SHC Working trot
C 20m circle right collected trot
CMR Working trot

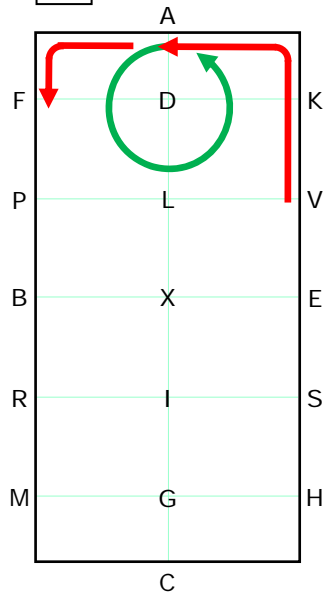


9



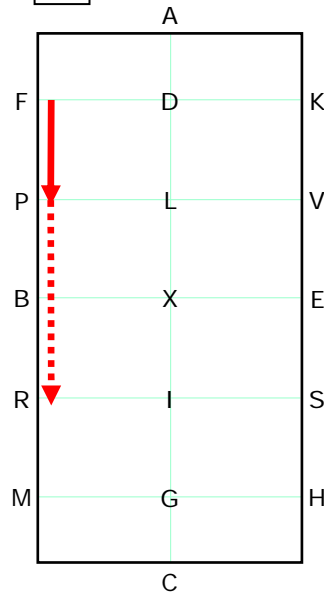
RXV Walk

10



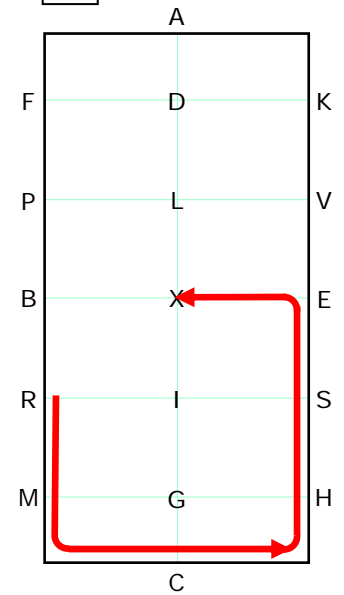
VKA Working trot
A 20m circle left
Collected trot
AF Working trot

11



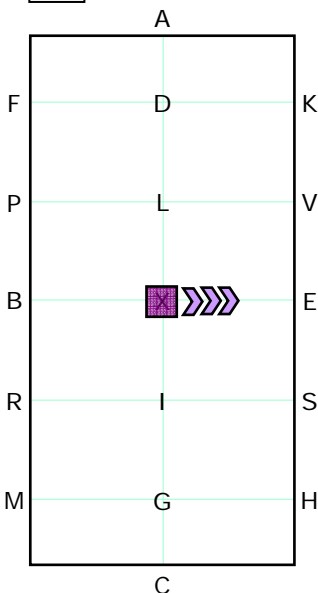
FP Working trot
PBR Reins in one hand
R Reins at will

12



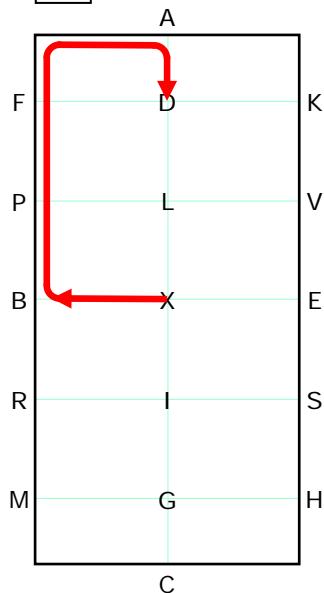
RMC Working trot
HSEX

13



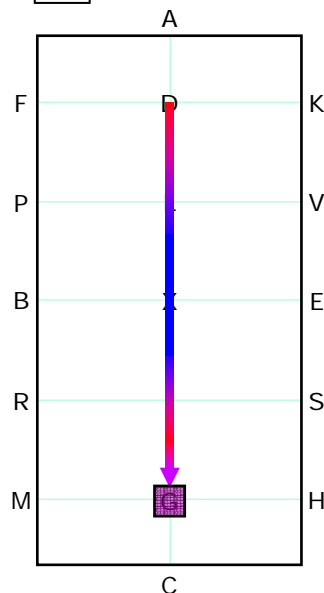
X Halt 8 seconds
Rein back 4 steps

14



XBP Working trot
FAD

15



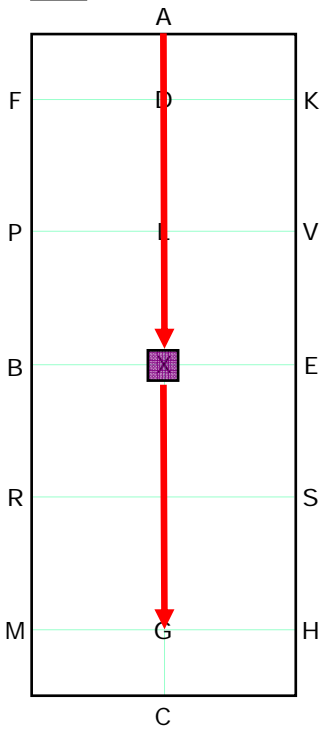
DXG Progressive transition to extended trot
G Progressive transition to halt. Salute.

COLOUR CODE

- WALK
- COLLECTED TROT
- WORKING TROT
- EXTENDED TROT
- ONE HANDED
- HALT
- REIN BACK

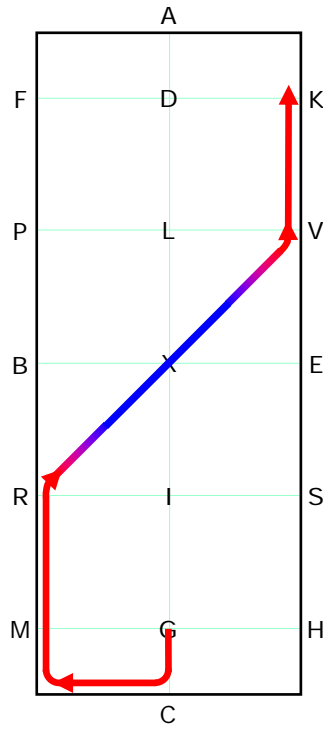


1



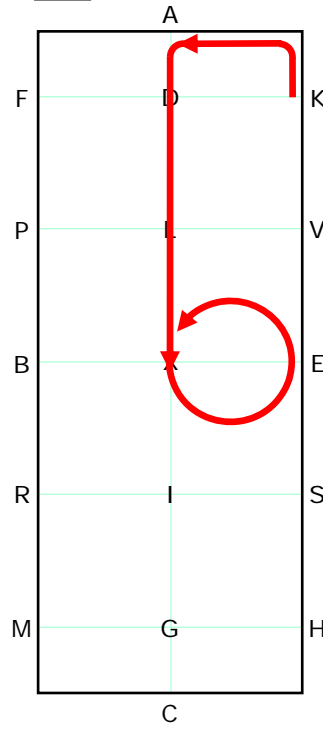
A Enter at working trot
 X Halt. Salute.
 Proceed at working trot
 G

2



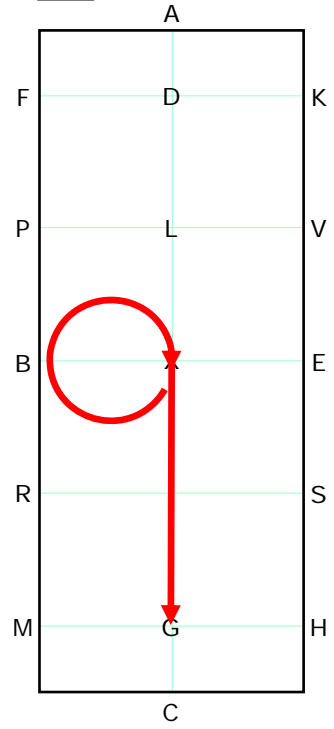
GCMR Working trot
 RXV Progressive transition to extended trot
 VK Working trot

3



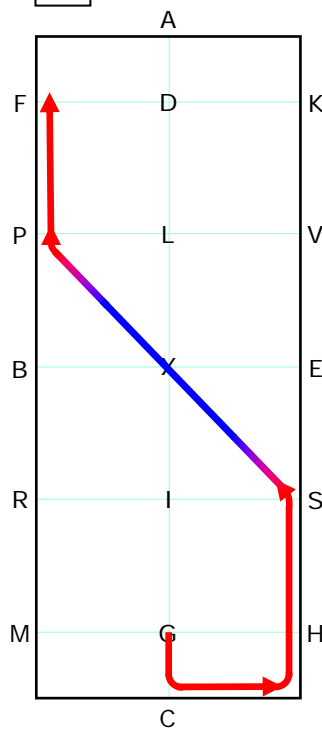
KADX Working trot
 X Circle left 20m diameter

4



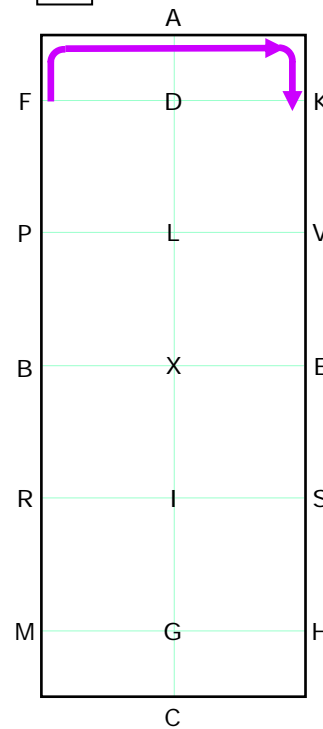
X Working trot
 Circle right 20m diameter
 XIG Working trot

5



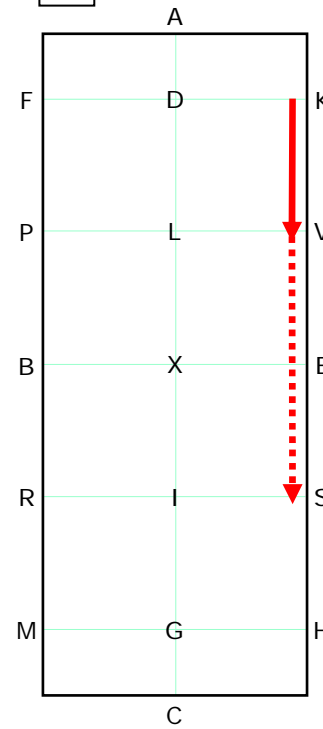
GCHS Working trot
 SXP Progressive transition to extended trot
 PF Working trot

6



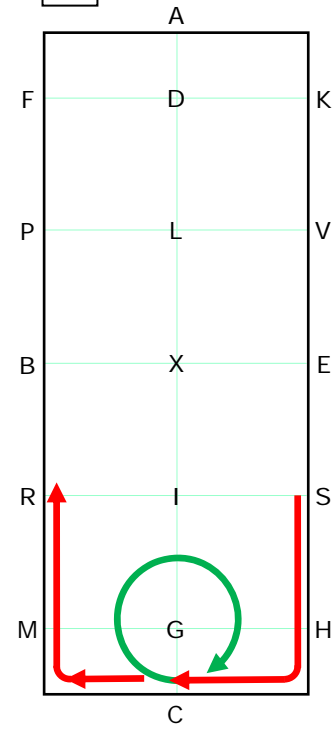
FAK Walk

7

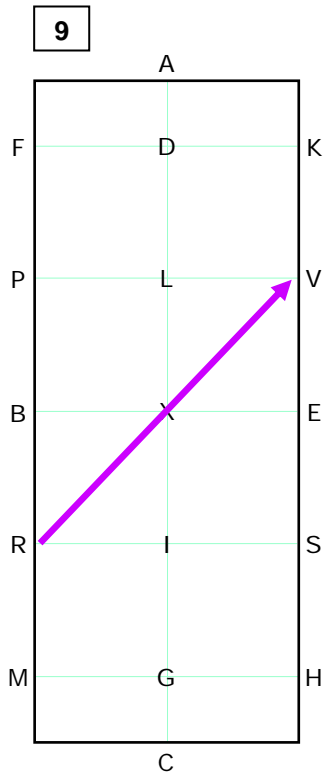


KV Working trot
 VES Reins in one hand
 S Reins at will

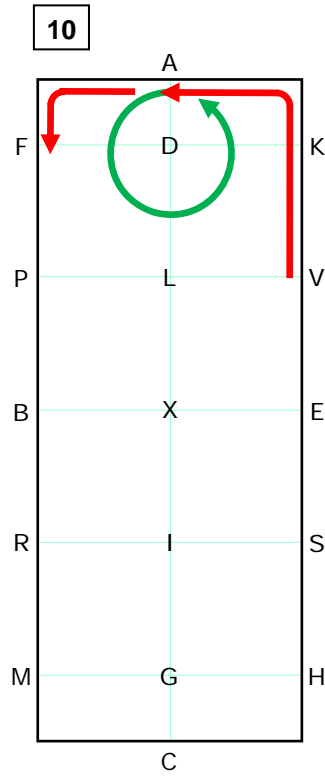
8



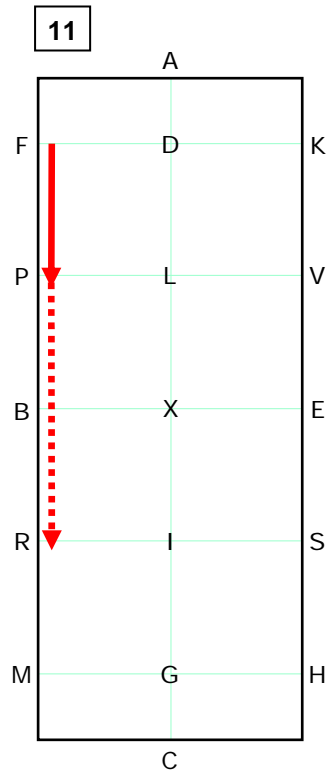
SHC Working trot
 C 20m circle right collected trot
 CMR Working trot



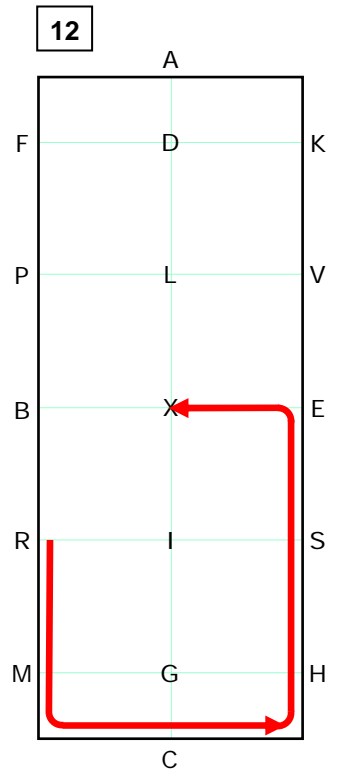
RXV Walk



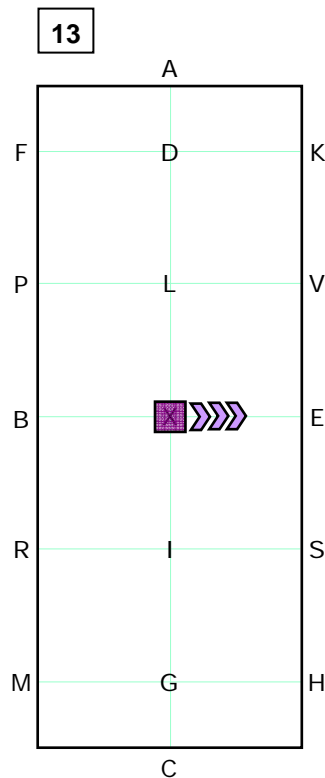
VKA Working trot
 A 20m circle left
 Collected trot
 AF Working trot



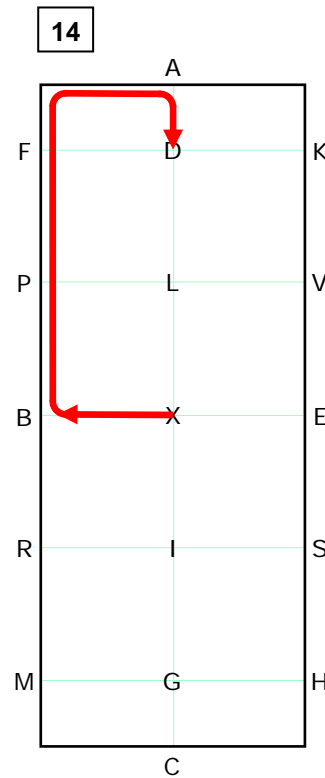
FP Working trot
 PBR Reins in one hand
 R Reins at will



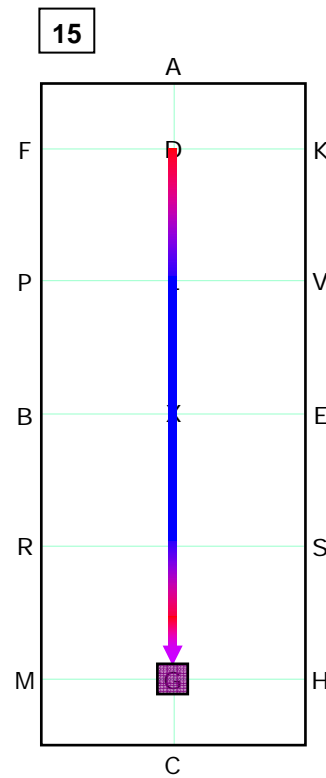
RMC Working trot
 HSEX Working trot



X Halt 8 seconds
 Rein back 4 steps



XBP Working trot
 FAD Working trot



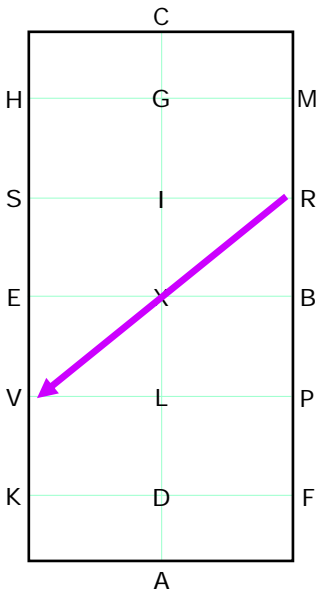
DXG Progressive transition to extended trot
 G Progressive transition to halt.

COLOUR CODE

- WALK
- COLLECTED TROT
- WORKING TROT
- EXTENDED TROT
- ONE HANDED
- HALT
- REIN BACK

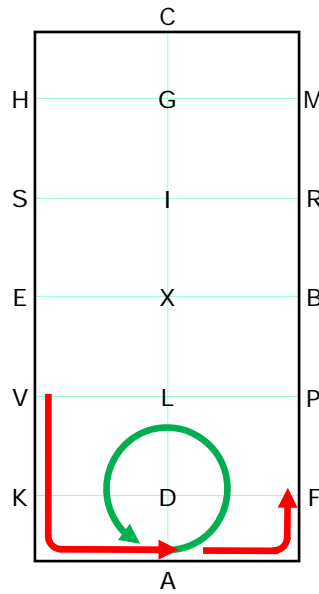


9



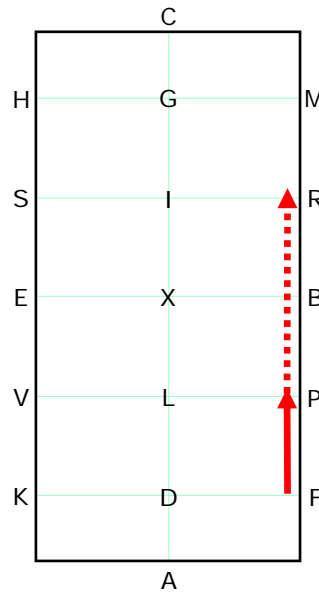
RXV Walk

10



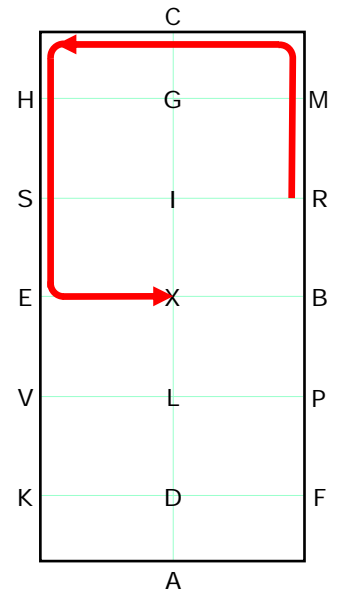
VKA Working trot
A 20m circle left
Collected trot
AF Working trot

11



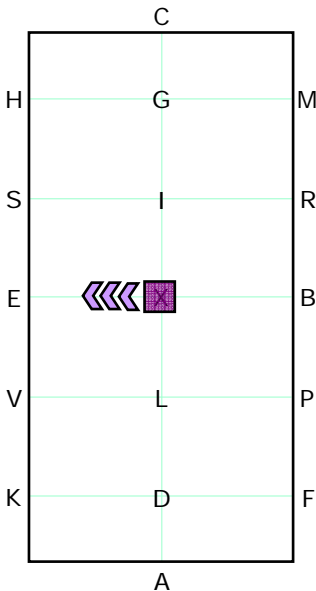
FP Working trot
PBR Reins in one hand
R Reins at will

12



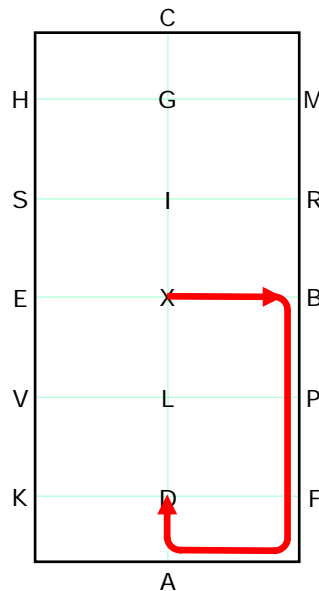
RMC Working trot
HSEX

13



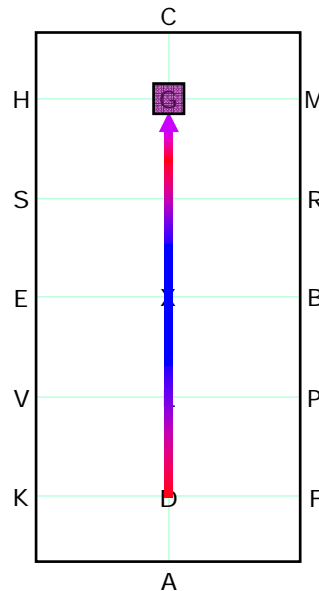
X Halt 8 seconds
Rein back 4 steps

14



XBP Working trot
FAD

15



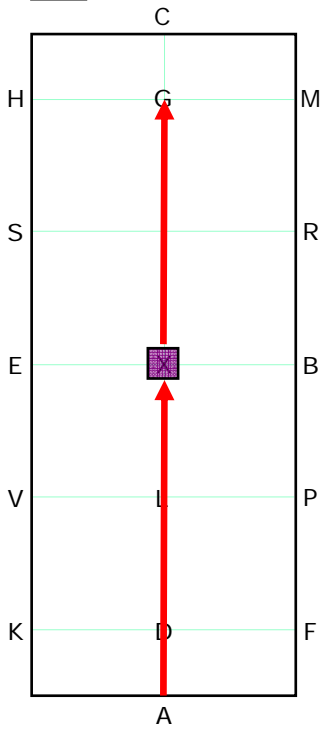
DXG Progressive transition to extended trot
G Progressive transition to halt. Salute.

COLOUR CODE

- WALK
- COLLECTED TROT
- WORKING TROT
- EXTENDED TROT
- ONE HANDED
- HALT
- REIN BACK

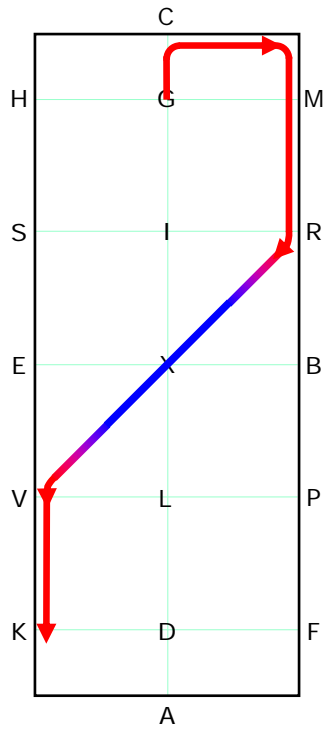


1



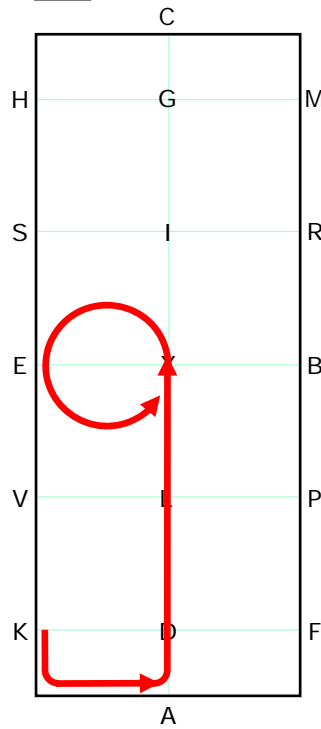
A Enter at working trot
X Halt. Salute.
Proceed at working trot
G

2



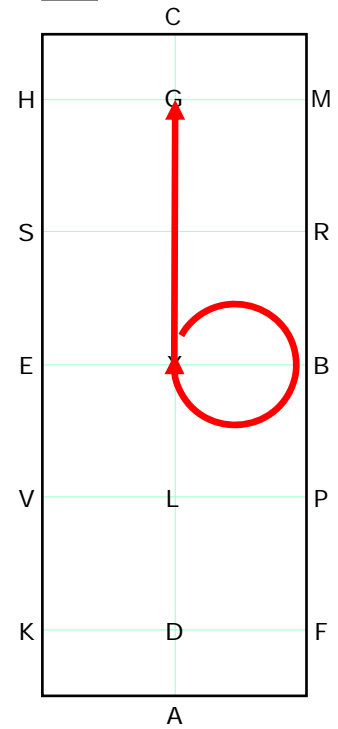
GCMR Working trot
RXV Progressive transition to extended trot
VK Working trot

3



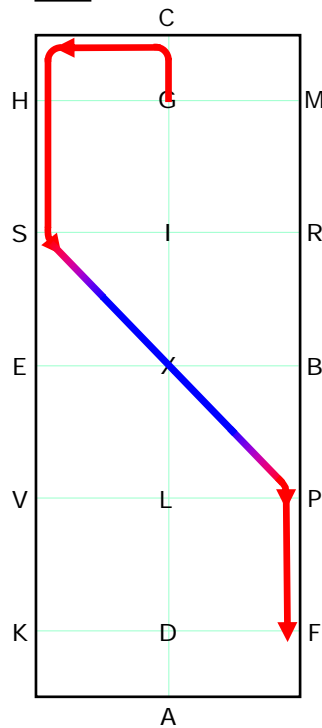
KADX Working trot
X Circle left
20m diameter

4



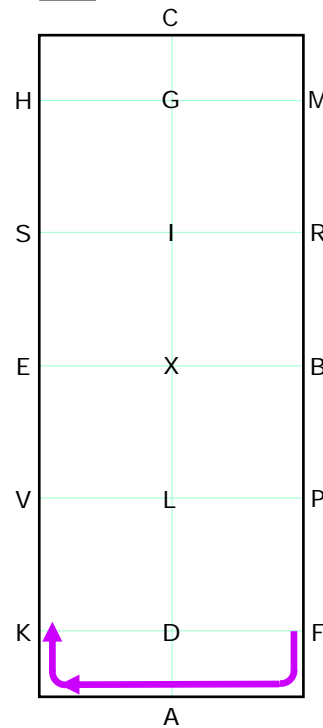
X Working trot
Circle right
20m diameter
XIG Working trot

5



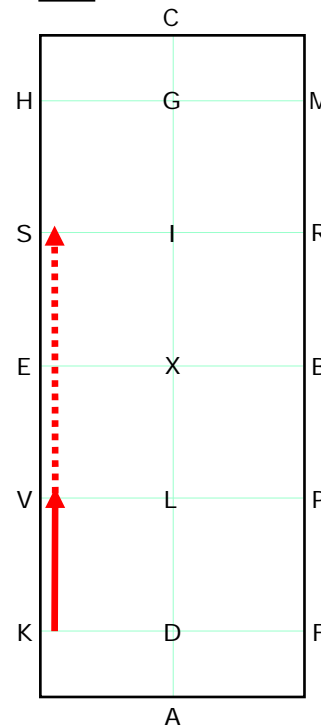
GCHS Working trot
SXP Progressive transition to extended trot
PF Working trot

6



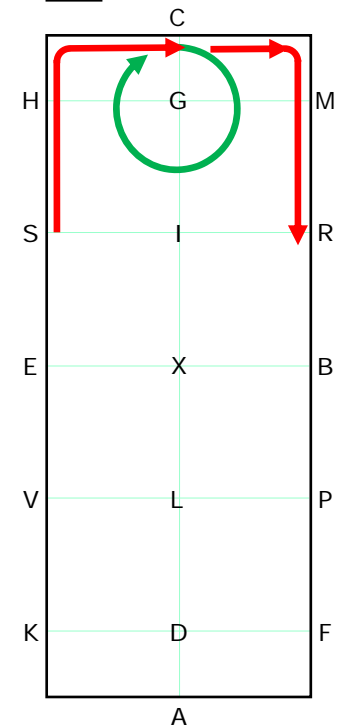
FAK Walk

7



KV Working trot
VES Reins in one hand
S Reins at will

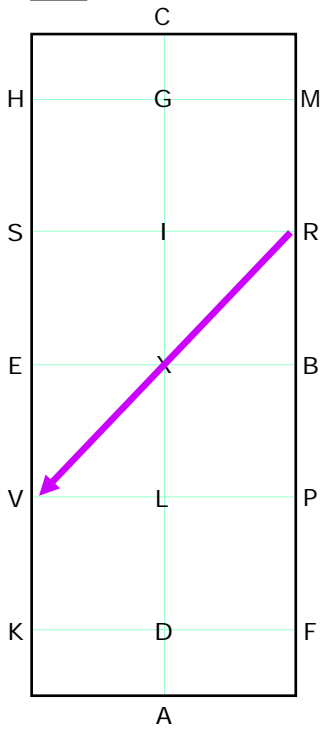
8



SHC Working trot
C 20m circle right
collected trot
CMR Working trot

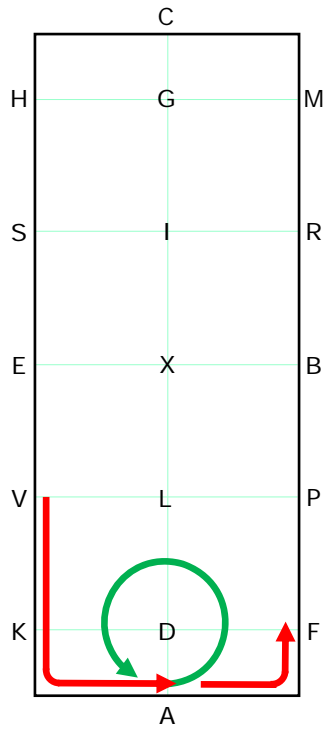


9



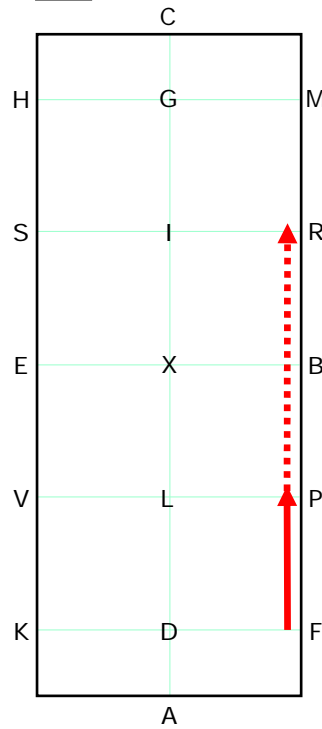
RXV Walk

10



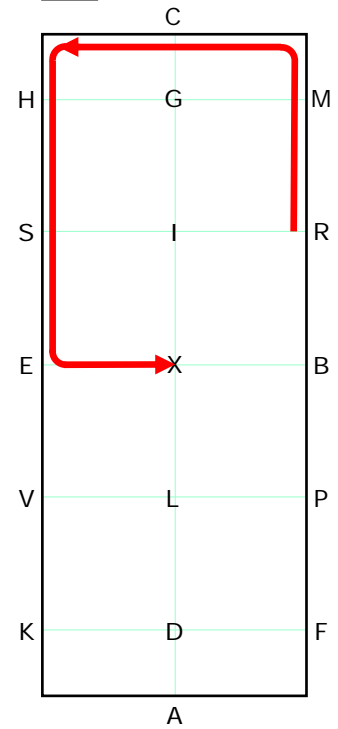
VKA Working trot
A 20m circle left
Collected trot
AF Working trot

11



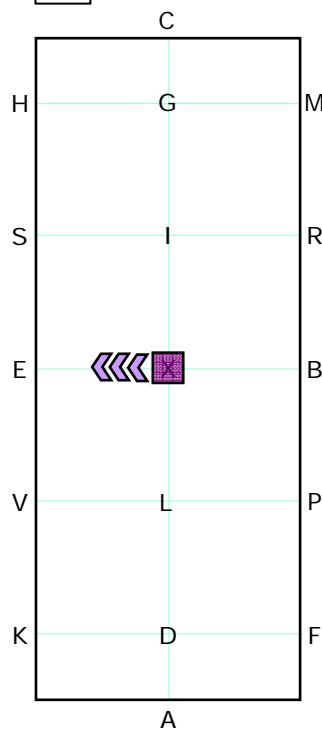
FP Working trot
PBR Reins in one hand
R Reins at will

12



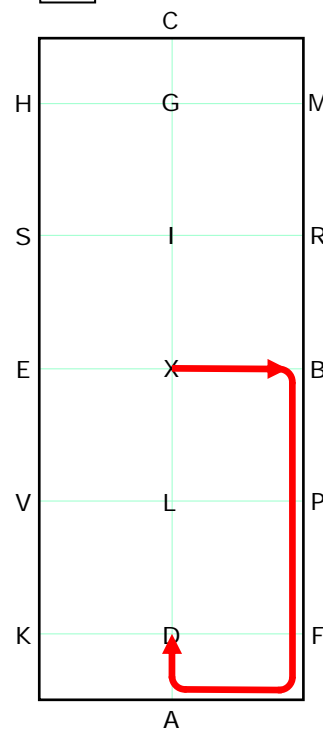
RMC Working trot
HSEX Working trot

13



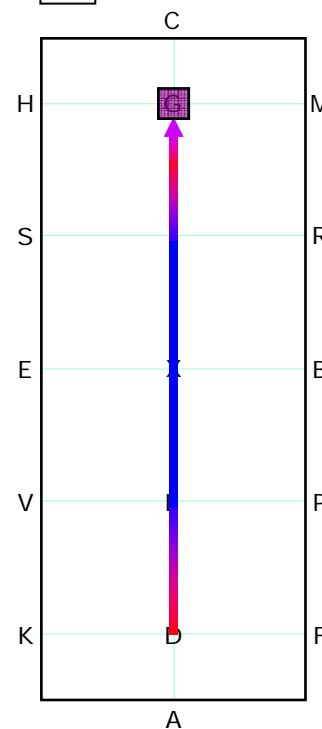
X Halt 8 seconds
Rein back 4 steps

14



XBP Working trot
FAD

15



DXG Progressive transition to extended trot
G Progressive transition to halt.

COLOUR CODE

- WALK
- COLLECTED TROT
- WORKING TROT
- EXTENDED TROT
- ONE HANDED
- HALT
- REIN BACK